

**SNS COLLEGE OF PHYSIOTHERAPY**  
**Affiliated To The Tamil Nadu Dr. MGR Medical University, Chennai**  
**Coimbatore– 641035**

---

**COURSE NAME: CLINICAL ORTHO**

**SUBJECT CODE: 6281**

**TOPIC: OPERATIVE PRINCIPALS**

# Ideate: Reduction Strategies

---

## OPEN VS CLOSED

- Must describe to a consultant if fracture is open or closed
- Closed fracture
  - Simple fracture
  - No open wounds of skin near fracture
- Open fracture
  - Compound fracture
  - Cutaneous (open wounds) of skin near fracture site. Bone may protrude from skin
  - Open fractures are open complete displaced and/or comminuted

# The 5 Stages of the Consumer Decision-Making Process



Case 1 (Left knee) tricondylar fractures



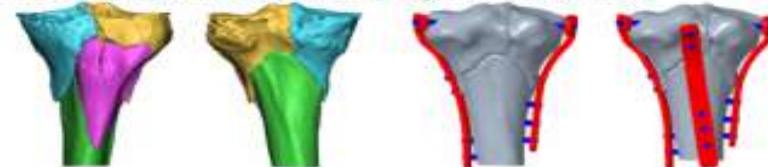
Case 2 (Right knee) bicondylar fractures



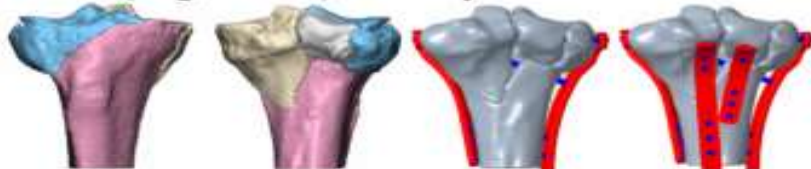
Case 3 (Right knee) tricondylar fractures



Case 4 (Left knee) tricondylar fractures



Case 5 (Right knee) bicondylar fractures



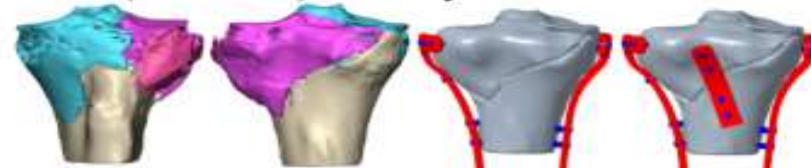
Case 6 (Left knee) bicondylar fractures



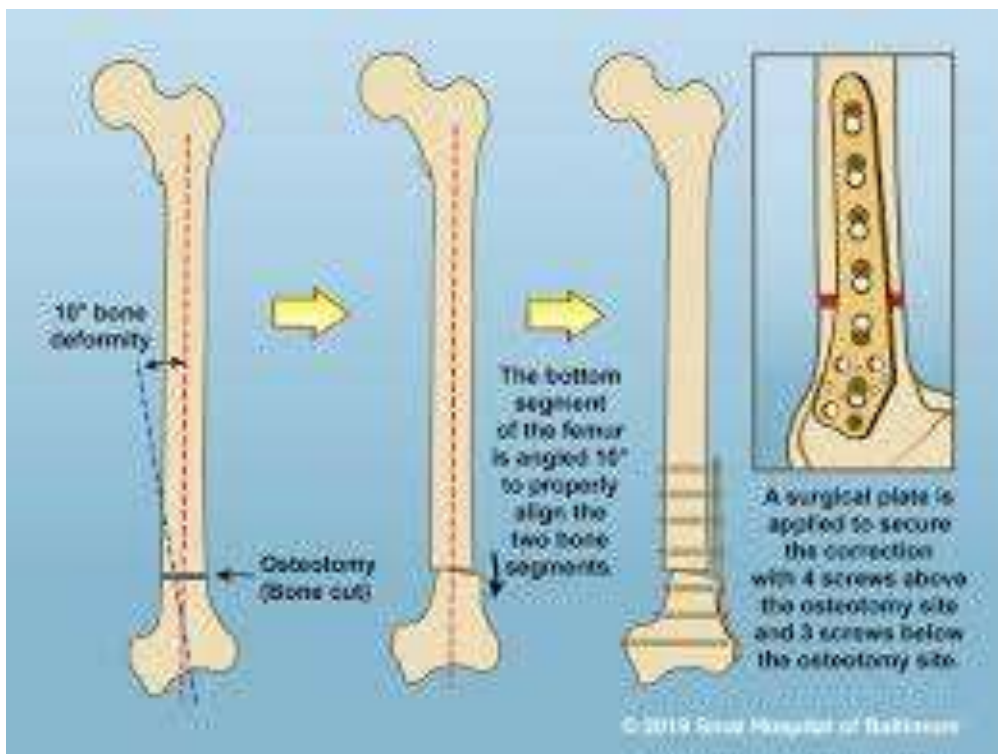
Case 7 (Left knee) tricondylar fractures



Case 8 (Left knee) tricondylar fractures



# Internal Fixation Options

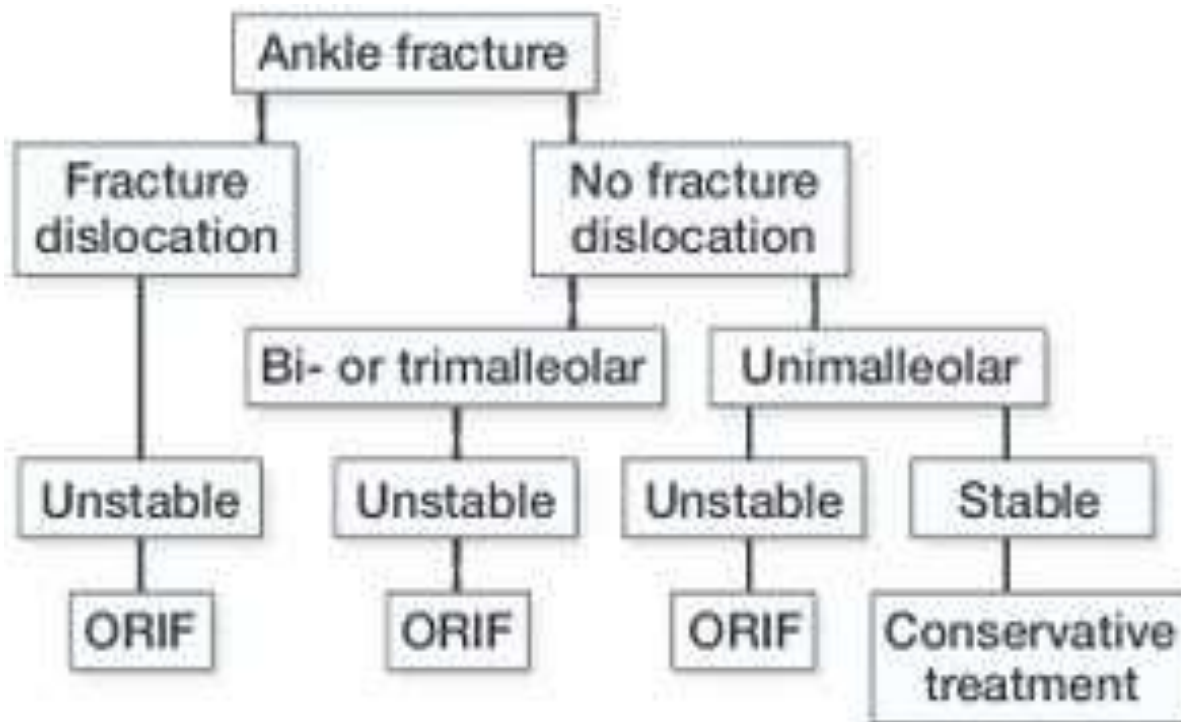


# External Fixation Devices

---

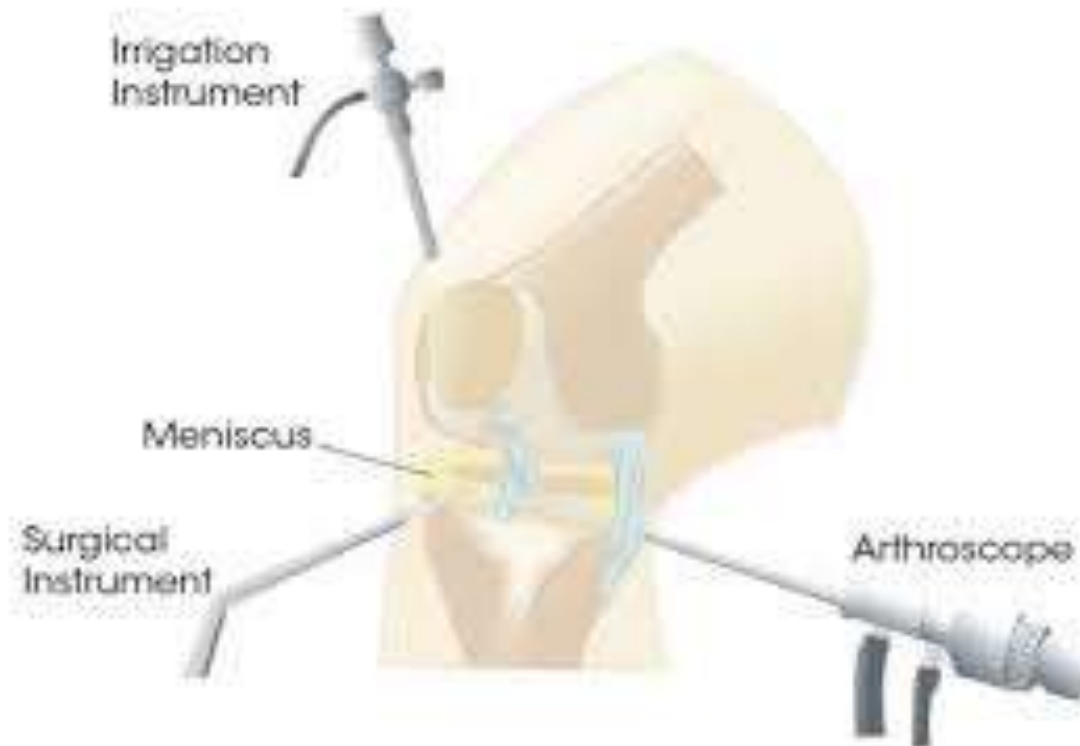


# Decision Logic: Fixation Choice



# Prototype: Operative Steps

---



# Intra-operative Imaging

---



# Testing Plan — Immediate

